TX-H1936SW17A-2860V39-02H90

PRODUCT SPECIFICATION

Features:

◆Excellent transiting heat from LED chip operating under 1200mA.

◆Provide uniform cross distribution of positive white and warm white dual color scheme, mixed pure.

◆High luminous output.

◆No UV.

◆Encapsulated materials are environmentally certified and meet environmental requirements.

Chip Material:

◆GaInN

Emitting Color:

◆White

◆Warm white

Applications:

◆Commercial lighting

◆General Lighting

Package Dimensions:

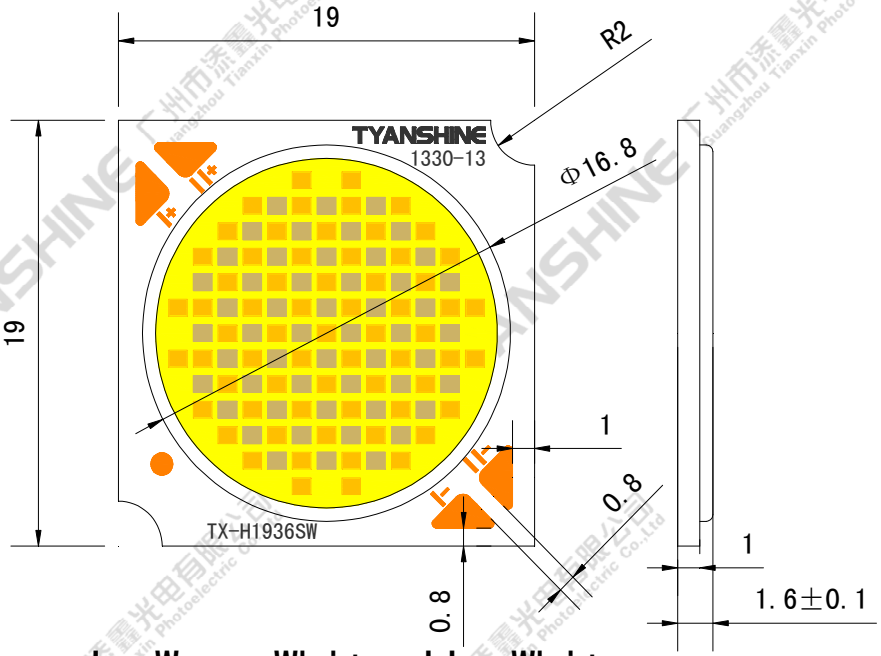

I: Warm White II: White

Notes:

1.All dimensions are in millimeters .

2.Tolerances unless otherwise mentioned are ±0.25mm .

Code Formats:

TX-H1936SW17A-2860V39-02H90

TX	—	H	19	36	SW	17	A	—	2860	V36	—	02	H90
TYANSHINE	—	high density	series	watt typ	performance	LES	texture	—	CCT	VOLTs	—	BOM	Ra

Absolute Maximum Ratings

Parameter	Symbol		Ratings	Unit
Forward Current	IF		1200	mA
Reverse Voltage	V_R		Not designed for reverse operation	V
Power Dissipation	P_D	W	45	W
		S	45	
		S+W	45	
Junction Temperature	Tj	W	135	℃
		S	135	
Case Temperature (C)	Tc		85	℃
Electrostatic Discharge Threshold (ESD)	ESD		2000	V
Storage Temperature	T_{stg}		-30~+100	℃
Operation Temperature	T_{opr}		-30~+80	

Notes:

1.Specifications are subject to change without notice.

2.The data on this specification is for reference only and the actual data is in accordance with the acknowledgment.

3.Precautions for ESD:

STATIC SHIELD Electricity and surge damages the LED. It is recommended to use a wrist band or anti-electrostatic glove when handling the LED. All devices, equipment and machinery must be properly grounded.

Electrical Optical Characteristics (Tc=25°C)

Parameter	Symbol	Condition	Emitting color	Min.	Typ.	Max.	Units
Luminous Flux	φ_v	If=1000mA	S	—	3450	—	lm
			W	—	3950	—	
Forward Voltage	V_f		S	35	37	39	V
			W	35	37	39	
Correlated Colour Temperature	CCT		S	—	2800	—	K
			W	—	6000	—	
Viewing Angle at 50％IV	$2\theta_{1/2}$		S	—	115	—	Deg
			W	—	115	—	
Reverse Current	I_R	—	—	—	—	—	μA
Thermal Resistance Junction to Case	$R\theta_{J-C}$	If=1000mA	S	—	0.21	—	K/W
			W	—	0.21	—	
Temperature Coefficient of Voltage	V△F/T		S	—	-17.5	—	mV/℃
			W	—	-13.5	—	
Color Rendering Index	Ra		S	—	90	—	—
			W	—	90	—	

Notes:

1.Luminous intensity is measured with a light sensor and filter combination that approximates the CIE eye-response curve.

2.$\theta_{1/2}$ is the off-axis angle at which the luminous intensity is half the axial luminous intensity.

3.Luminous flux measurement tolerance:±15%.

4.Forward voltage measurement tolerance:±3%.

5.Ra measurement tolerance:±2.

Typical Electrical/Optical Characteristics Curves

(25℃ Ambient Temperature Unless Otherwise Noted)

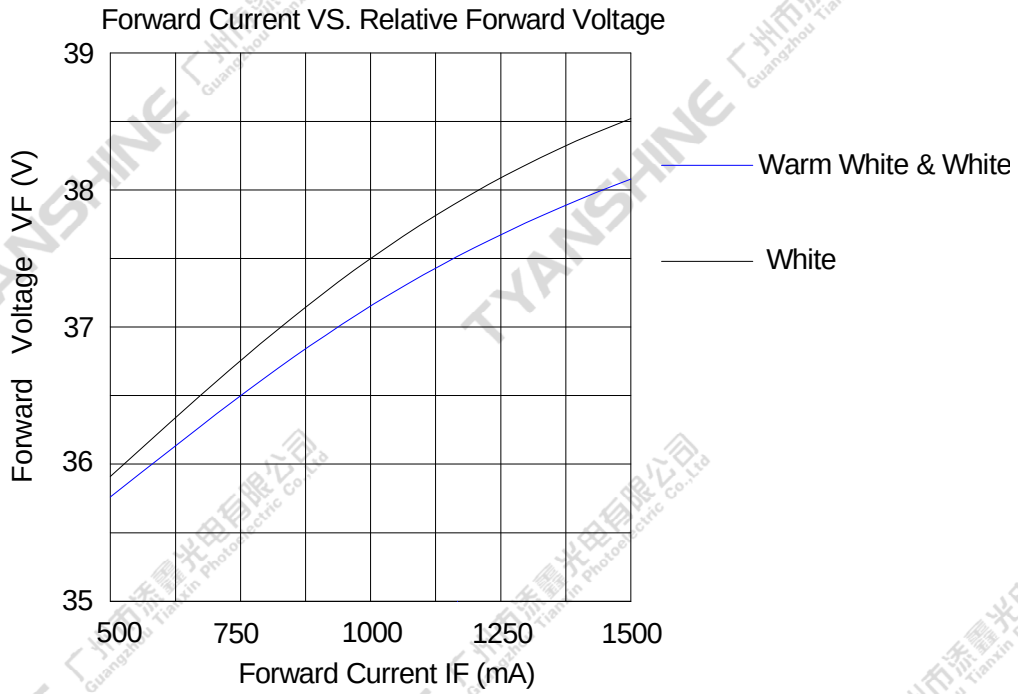

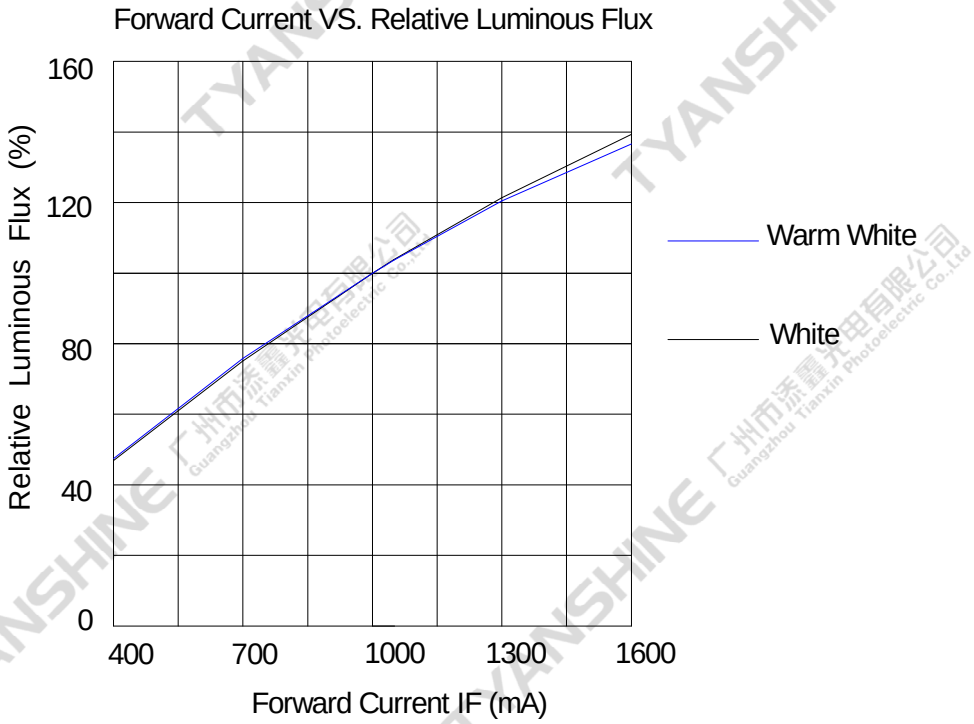

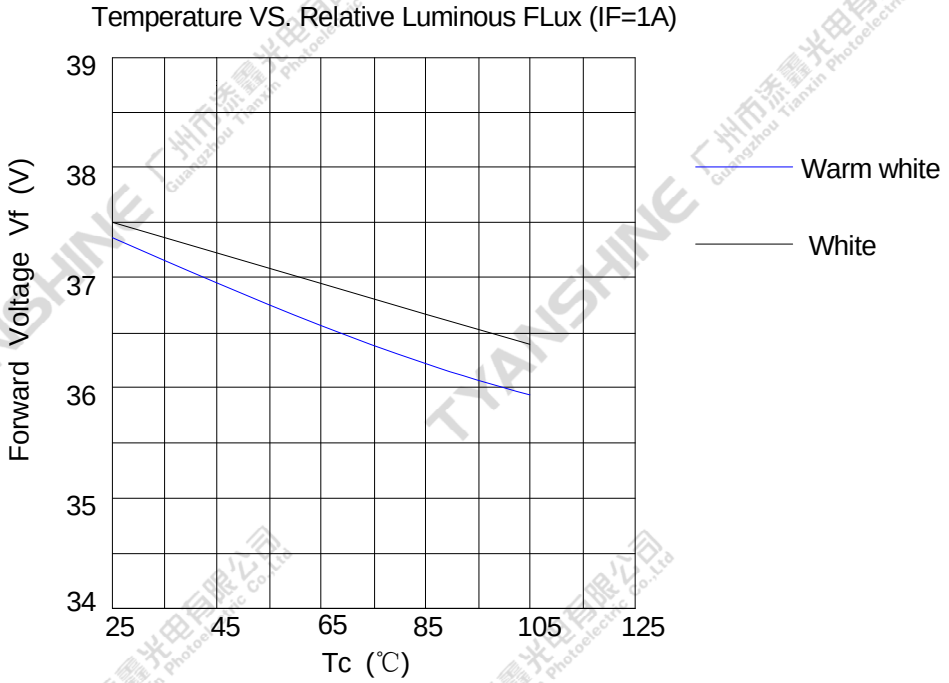
Temperature VS. Relative Luminous FLux (IF=1A)
Forward Voltage Vf (V)
39
38
37
36
35
34
25
45
65
85
105
125
Tc (℃)
Warm white
White

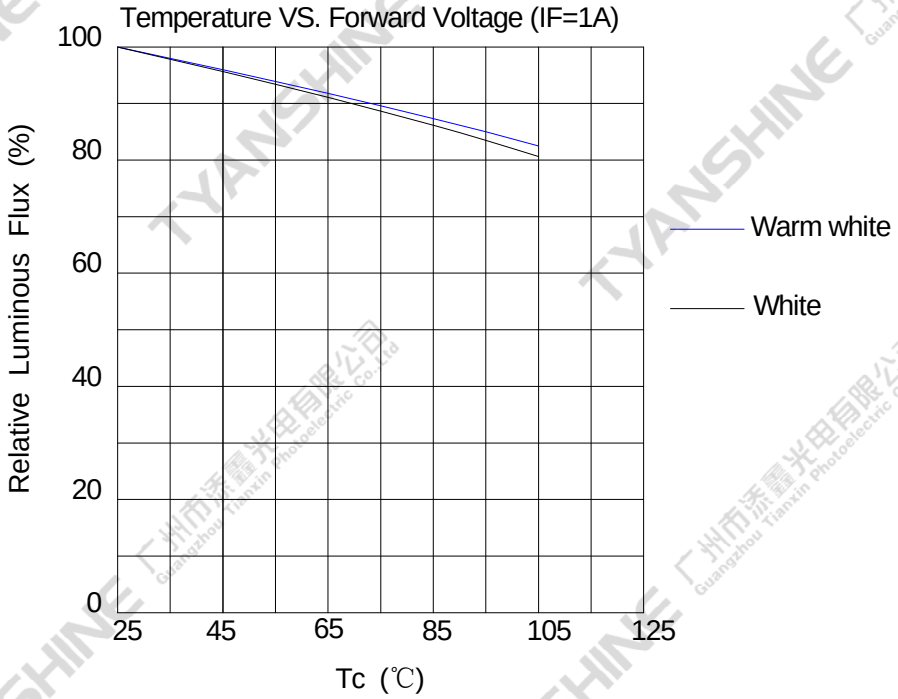
Temperature VS. Forward Voltage (IF=1A)
Relative Luminous Flux (%)
100
80
60
40
20
0
25
45
65
85
105
125
Tc (℃)
Warm white
White

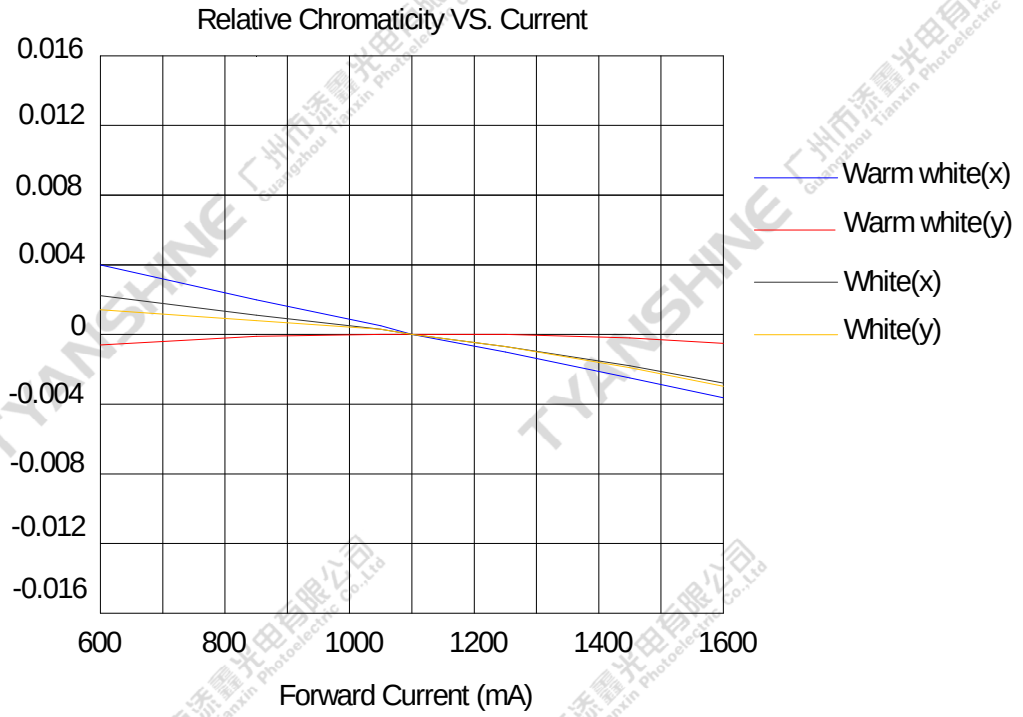
Relative Chromaticity VS. Current
0.016
0.012
0.008
0.004
0
-0.004
-0.008
-0.012
-0.016
600
800
1000
1200
1400
1600
Forward Current (mA)
Warm white(x)
Warm white(y)
White(x)
White(y)

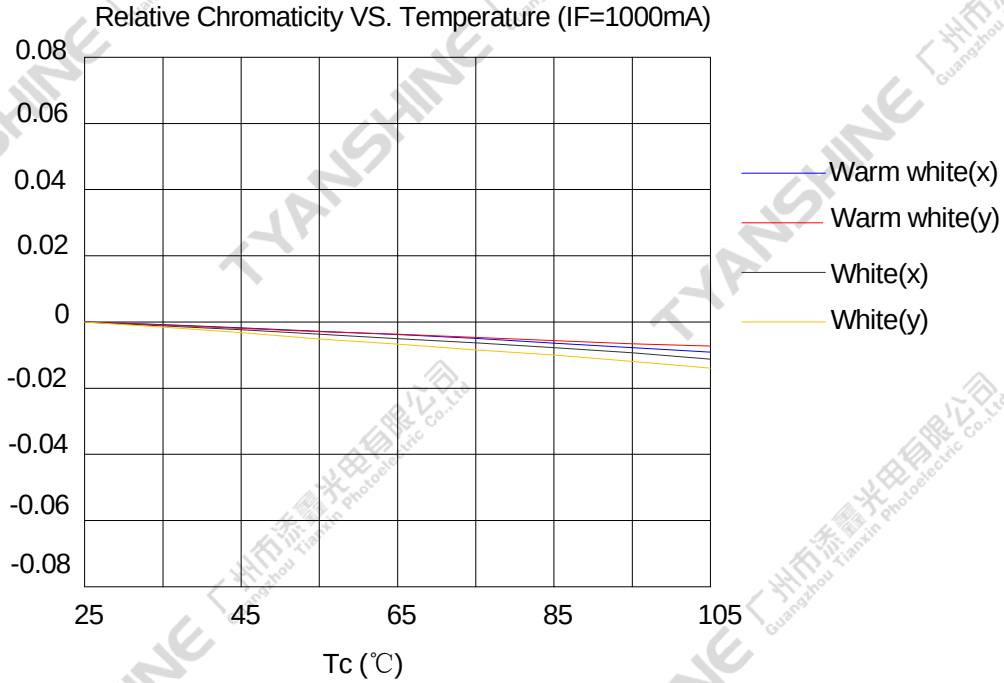
Relative Chromaticity VS. Temperature (IF=1000mA)
0.08
0.06
0.04
0.02
0
-0.02
-0.04
-0.06
-0.08
25
45
65
85
105
Tc (℃)
Warm white(x)
Warm white(y)
White(x)
White(y)

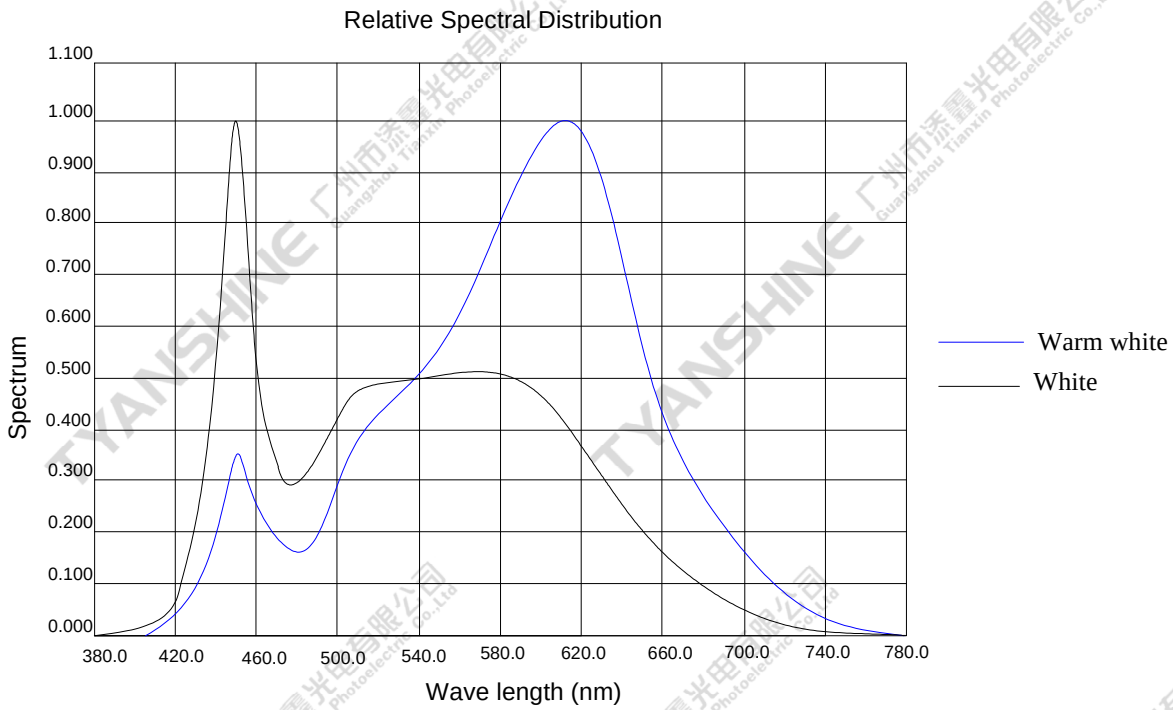

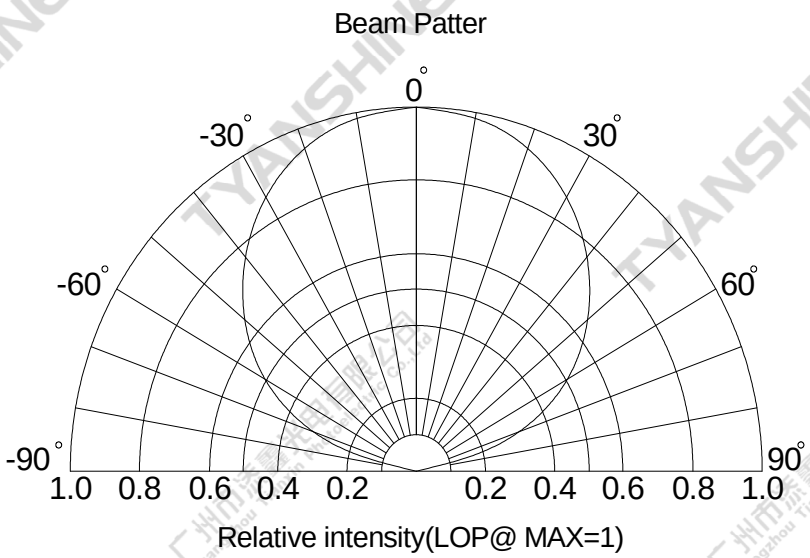

Notes:

1. 2θ 1/2 is the off axis angle from lamp centerline where the luminous intensity is 1/2 of the peak value.
2. View angle tolerance is ± 5°.

Chromaticity Coordinates（Condition：IF=1000mA，Tc=25℃）

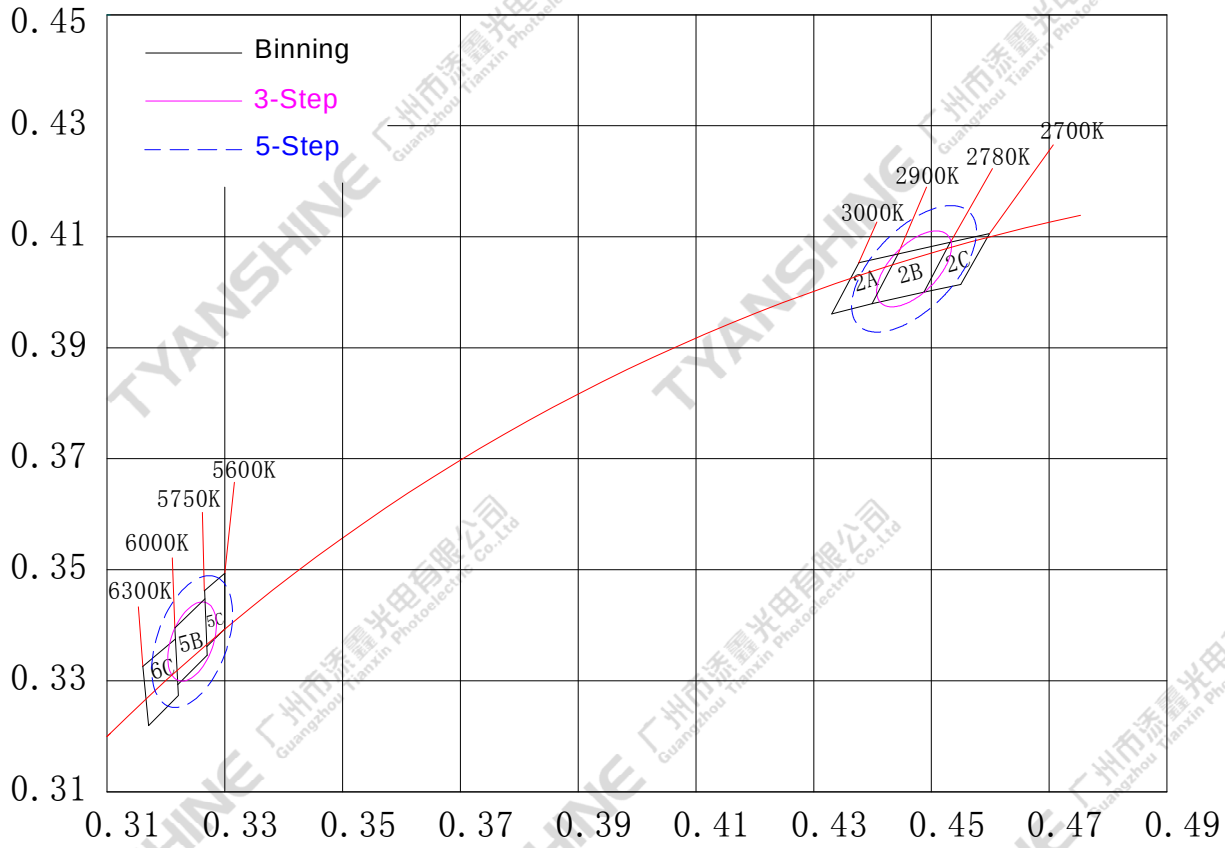

Notes:

1.chromaticity (x, y) measurements tolerance:±0.005.

Reliability Test

Test Item	Test Condition
Continuous Operation Test	IF=1000mA Ta=25℃ ×1000hrs
Low Temperature Storage Test	-30℃ × 1000 hours
High Temperature Storage Test	100 ℃ × 1000 hours
Moisture-proof Test	85 ℃, 85 %RH for 500 hours
Thermal Shock Test	-30 ℃ × 30 minutes – 100 ℃ × 30 minutes, 100 cycle

Dimensions For Cannulation And Packaging

Quantity: 36PCS

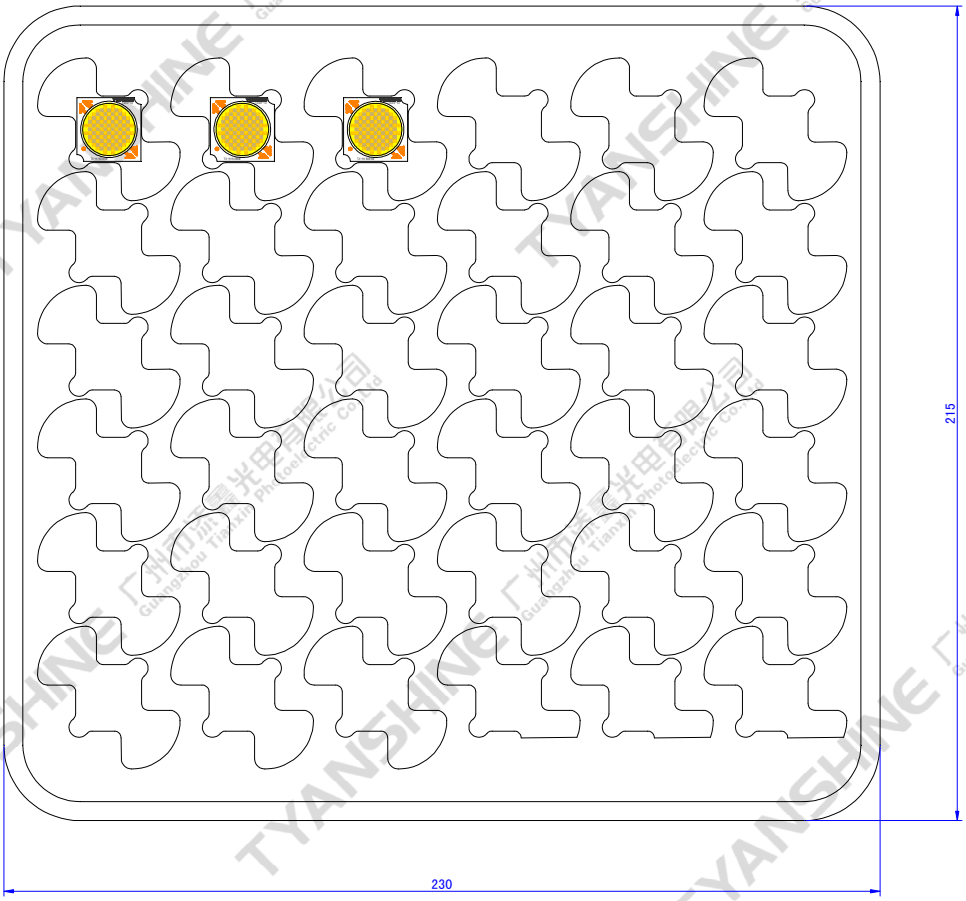

Notes:

1. All dimensions are in millimeters.
2. Tolerances are ±2.0 mm unless otherwise noted.
3. The products are packaged together with silica gel, Transport, not to the weight of welding LED light-emitting area, As a result of the weight of LED light-emitting zone in the quality of, Irre sponsible of the Company.